







## Youngtimers

### PROVISIONAL Overall Classification After SUNDAY

Pos	#	Crew	Nat	Car	Coef	DAY 1	RT11	RT12	RT13	RT14	RT15	TC	SC	CP	Pen	DAY 2	Total	Prev.	1st
1	10	DE MEVIUS BARJOU		NISSAN SUNNY GTI-R RNN14	1.10	955.9	162.80	171.60	255.20	481.80	299.20	0	0	0	0	1370.6	<b>2326.50</b>		
2	46	HUBIN DEFOURNY		OPEL Omega A 3.0 24V	1.00	1033	278.00	258.00	348.00	650.00	280.00	0	0	0	0	1814	<b>2847.00</b>	+520.5	+520.5
3	14	MARCY PODGORNY		PORSCHE 911 Carrera	1.00	1199	242.00	256.00	328.00	602.00	312.00	0	0	0	0	1740	<b>2939.00</b>	+92	+612.5
4	87	CARLIER VENNEMAN		BMW 316	1.00	1301	278.00	280.00	370.00	708.00	352.00	0	0	0	0	1988	<b>3289.00</b>	+350	+962.5
5	86	GÉRARD FOURNY		PEUGEOT 205 GT	1.00	1693	426.00	280.00	520.00	916.00	680.00	0	0	0	0	2822	<b>4515.00</b>	+1226	+2188.5
6	84	HENROT WILLEMET		PEUGEOT 106 XSI	1.00	1749	398.00	280.00	520.00	1000.00	568.00	0	0	0	0	2766	<b>4515.00</b>	=	+2188.5