



Classic 65

PROVISIONAL Overall Classification After SATURDAY

Pos	#	Crew	Nat	Car	G-C	Pos	Coef	RT01	RT02	RT03	RT04	RT05	RT06	RT07	RT08	RT09	RT10	TC	SC	CP	Pen	Total	Prev.	1st
1	208	BLAISE BLAISE		VOLKSWAGEN Golf GTI	3-8	1-1	0.79	8.74	34.81	15.22	30.44	11.27	15.06	27.86	16.64	16.22	23.33	0	0	0	0	199.59		
2	206	NINANE SIMON		OPEL Kadett C Coupé	3-8	2-2	0.75	10.75	24.25	22.25	22.75	8.00	15.75	26.25	24.25	39.75	26.50	0	0	0	0	220.50	+20.91	+20.91
3	207	BARTHOLEMY LIENNE		FORD Escort RS 2000 Mk I	3-9	3-1	0.74	15.80	38.00	19.28	31.12	9.40	13.36	30.12	20.06	21.98	24.20	0	0	0	0	223.32	+2.82	+23.73
4	210	KENIS CLAUW		BMW 325 i	4-13	1-1	0.86	14.90	36.54	20.20	28.52	12.32	15.90	38.98	22.64	27.36	33.68	0	0	0	0	251.04	+27.72	+51.45
5	217	LAMBERTY FRANKENBERG		OPEL Ascona B 2.0S	3-9	4-2	0.78	22.16	47.58	16.60	31.20	11.92	19.38	40.78	18.38	23.40	26.52	0	0	0	0	257.92	+6.88	+58.33
6	204	GENGOU GATHY		VOLVO 142 S B 20	2-5	1-1	0.68	57.80	21.08	22.96	22.76	14.60	15.88	24.12	19.32	36.24	24.80	0	0	0	0	259.56	+1.64	+59.97
7	220	LOUYS LEJEUNE		MG B GT V8	3-10	5-1	0.74	16.28	26.64	20.36	33.30	17.02	14.32	29.60	24.68	58.72	38.48	0	0	0	0	279.40	+19.84	+79.81
8	214	MONSEUR HANQUET		BMW 325 i	4-13	2-2	0.86	18.06	44.14	19.92	34.54	14.18	19.06	44.14	19.92	48.58	30.96	0	0	0	0	293.50	+14.1	+93.91
9	236	VAN LOOCKE VANBECELAERE		CITROËN Visa GTI	4-12	3-1	0.86	16.04	30.22	66.34	35.68	14.90	18.62	31.52	27.80	32.24	28.52	0	0	0	0	301.88	+8.38	+102.29
10	224	SCHECK CHANTRAINE		FORD Escort RS 1600 Mk I	2-5	2-2	0.70	15.60	37.20	23.80	37.70	11.40	12.20	29.00	30.50	86.10	39.90	0	0	0	0	323.40	+21.52	+123.81
11	223	REGNIER REGNIER		BMW 323 i	3-9	6-3	0.78	36.52	40.56	29.60	40.56	19.72	24.96	53.04	28.40	42.90	37.44	0	0	0	0	353.70	+30.3	+154.11
12	262	VERSCHAEVE VERSCHAEVE		FORD Escort RS 2000 Mk I	3-9	7-4	0.74	19.14	37.74	31.94	48.36	15.40	17.54	40.70	43.00	51.84	56.24	0	0	0	0	361.90	+8.2	+162.31
13	233	DROSTE MOHR		BMW M3	5-17	1-1	0.87	25.14	47.11	28.23	37.41	20.27	39.41	45.37	34.06	44.15	52.33	0	0	0	0	373.48	+11.58	+173.89
14	225	DEVILLERS HARDENNE		FORD Escort RS 2000 Mk II	3-9	8-5	0.78	16.82	51.48	25.60	144.70	15.04	15.04	29.40	19.60	27.06	31.40	0	0	0	0	376.14	+2.66	+176.55
15	239	CLAUDY CLAUDY		VOLVO 122 S - 2 portes	2-5	3-3	0.66	24.10	44.22	32.12	37.96	11.24	18.82	46.86	38.00	83.82	52.80	0	0	0	0	389.94	+13.8	+190.35
16	212	PONCIN GENGOUX		PEUGEOT 205 GTI 1900	5-17	2-2	0.87	62.41	49.72	32.19	48.72	16.66	23.75	42.89	26.97	54.94	39.28	0	0	0	0	397.53	+7.59	+197.94
17	213	GEORGES BRIGNON		BMW 325 iX	5-17	3-3	0.88	34.00	51.64	34.16	41.36	20.36	23.00	57.32	32.80	45.48	78.44	0	0	0	0	418.56	+21.03	+218.97
18	244	PASSCHIER VAN LOOCK		BMW 2002	2-5	4-4	0.69	25.70	41.64	40.32	41.71	26.08	31.22	45.78	60.30	55.51	71.38	0	0	0	0	439.64	+21.08	+240.05
19	242	JACQUEMIN CARA		OPEL Kadett GT/E	3-9	9-6	0.78	29.64	53.82	39.88	43.90	26.52	25.74	56.16	46.12	56.38	72.54	0	0	0	0	450.70	+11.06	+251.11



Classic 65

PROVISIONAL Overall Classification After SATURDAY

Pos	#	Crew	Nat	Car	G-C	Pos	Coef	RT01	RT02	RT03	RT04	RT05	RT06	RT07	RT08	RT09	RT10	TC	SC	CP	Pen	Total	Prev.	1st
20	247	LAHAYE LAMBERT		BMW 320 i	4-13	4-3	0.83	32.90	43.99	39.69	54.95	23.41	27.58	51.48	51.48	58.61	72.38	0	0	0	0	456.47	+5.77	+256.88
21	235	DEWANDRE DEWANDRE		TALBOT Sunbeam TI 1.6	4-12	5-2	0.82	42.58	52.46	75.88	36.98	14.12	48.32	50.84	44.70	59.48	63.32	0	0	0	0	488.68	+32.21	+289.09
22	211	BAUGNÉE LAHAYE		FORD Escort RS 1600 Mk I	2-5	5-5	0.70	13.20	40.60	31.70	59.80	17.80	16.40	61.90	40.90	122.50	112.00	0	0	0	0	516.80	+28.12	+317.21
23	215	STANEVICS KIRKOVALDS		LADA 2.103	3-8	10-3	0.73	40.15	50.37	48.91	38.69	49.72	31.28	58.67	46.99	91.98	100.01	0	0	0	0	556.77	+39.97	+357.18
24	268	JACOBS VAN LOOCK		OPEL Monza 3.0 E	4-14	6-1	0.83	65.37	53.63	59.71	100.45	81.02	33.79	35.86	55.24	53.14	39.18	0	0	0	0	577.39	+20.62	+377.8
25	264	HUBERTY BOULARD		OPEL Manta B – GTE	3-9	11-7	0.78	52.70	40.56	77.84	72.30	24.70	51.96	49.00	71.02	87.24	55.80	0	0	0	0	583.12	+5.73	+383.53
26	228	SCHEEN BARVAUX		FORD Escort RS 2000 Mk II	3-9	12-8	0.75	12.25	32.00	322.50	32.75	20.75	13.50	38.75	25.75	38.50	49.50	0	0	0	0	586.25	+3.13	+386.66
27	241	VANDERMEULEN VANDERMEULEN		VOLVO 244	4-13	7-4	0.83	51.41	64.33	77.03	72.21	29.05	38.20	59.27	61.48	73.21	63.91	0	0	0	0	590.10	+3.85	+390.51
28	221	DEPESTEL VANDECASTEELE		AUDI Quattro	3-10	13-2	1.13	38.34	59.63	63.42	58.20	43.29	36.86	61.76	78.47	67.67	102.83	0	0	0	0	610.47	+20.37	+410.88
29	205	LAMBERT ALBERT		BMW 2002	2-5	6-6	0.68	6.44	25.16	500.00	22.44	6.80	11.88	22.44	15.28	19.32	16.32	0	0	0	0	646.08	+35.61	+446.49
30	261	DIERCKX STESSENS		BMW 325 i	4-13	8-5	0.86	53.44	108.46	79.98	76.68	61.14	45.72	68.80	54.58	40.96	71.80	0	0	0	0	661.56	+15.48	+461.97
31	238	STREPENNE NIZETTE		BMW 320/6	3-9	14-9	0.78	33.06	33.98	319.26	53.36	19.72	36.76	43.78	52.30	33.64	40.00	0	0	0	0	665.86	+4.3	+466.27
32	231	DI SCALA BALLET		MITSUBISHI Lancer 2000 Turbo	3-10	15-3	0.81	323.01	62.13	35.64	44.55	17.82	29.11	59.94	67.23	39.88	54.46	0	0	0	0	733.77	+67.91	+534.18
33	219	COLLÉE MORTIER		ALFA ROMEO GT Junior 1.6	3-8	16-4	0.72	74.88	47.80	329.16	44.20	22.88	31.24	53.84	37.84	37.56	77.04	0	0	0	0	756.44	+22.67	+556.85
34	278	ENGLEBERT JEUNECHAMPS		OPEL Ascona B 1900	3-9	17-10	0.76	39.48	55.88	96.16	60.28	31.80	33.12	65.36	68.00	245.48	76.76	0	0	0	0	772.32	+15.88	+572.73
35	283	LECHERTIER LECHERTIER		DAF Marathon	2-3	7-1	0.71	89.46	63.19	51.28	70.29	51.28	61.77	62.06	100.82	144.13	92.30	0	0	0	0	786.58	+14.26	+586.99
36	243	CARTIAUX CARTIAUX		FORD Escort RS 2000 Mk I	3-9	18-11	0.74	39.50	48.36	38.76	132.72	41.70	28.38	52.54	55.82	223.48	125.80	0	0	0	0	787.06	+0.48	+587.47
37	201	DEFLANDRE DEFLANDRE		PORSCHE 911 S	3-10	19-4	0.74	6.44	17.54	11.62	24.94	7.18	11.66	419.20	11.36	45.92	24.46	300	0	0	0	880.32	+93.26	+680.73
38	237	PETERBROECK DE MERODE		VOLVO 122 S	2-5	8-7	0.69	241.90	203.83	113.18	45.12	20.04	33.04	44.95	55.63	82.35	57.96	0	0	0	0	898.00	+17.68	+698.41



Classic 65

PROVISIONAL Overall Classification After SATURDAY

Pos	#	Crew	Nat	Car	G-C	Pos	Coef	RT01	RT02	RT03	RT04	RT05	RT06	RT07	RT08	RT09	RT10	TC	SC	CP	Pen	Total	Prev.	1st
39	216	DESTRÉE VAN RIJCKEVORSEL		VOLVO 122 S	2-5	9-8	0.69	16.87	35.19	16.49	25.15	12.35	19.32	39.33	26.77	197.49	600.00	0	0	0	0	988.96	+90.96	+789.37
40	254	BRASSEUR MUNNIX		FORD Fiesta	3-8	20-5	0.80	50.80	51.20	201.00	56.60	47.00	70.00	72.80	85.40	292.00	69.60	0	0	0	0	996.40	+7.44	+796.81
41	218	PIERRET JEROME		PEUGEOT 205 GTI 115cv	4-12	9-3	0.86	43.86	46.72	44.82	56.76	18.06	500.00	50.88	46.52	115.24	90.30	0	0	0	0	1013.16	+16.76	+813.57
42	270	DETRY GILLET		VOLKSWAGEN Golf Gti	4-13	10-6	0.84	41.48	135.64	97.28	86.48	98.64	74.92	97.68	139.44	201.60	109.20	0	0	0	0	1082.36	+69.2	+882.77
43	226	FELLER DEMARCHE		BMW 1602	2-4	10-1	0.66	22.78	34.98	28.14	500.00	69.30	111.54	51.16	41.58	139.26	98.34	0	0	0	0	1097.08	+14.72	+897.49
44	209	HERBETH JOVER		FORD Escort RS 2000 Mk II	3-9	21-12	0.78	46.22	54.60	31.64	411.00	13.70	21.16	33.76	320.50	88.92	131.82	0	0	0	0	1153.32	+56.24	+953.73
45	230	GUILLAUME CRUCIFIX		FORD Escort RS 2000 Mk I	3-9	22-13	0.74	227.18	83.86	147.26	92.50	75.48	23.20	82.14	62.16	341.88	93.98	0	0	0	0	1229.64	+76.32	+1030.05
46	260	VANDEGHEN SCHABATH		TOYOTA Corolla 1600 GT AE86	4-12	11-4	0.84	32.12	35.08	113.36	70.52	37.92	47.44	36.08	352.44	500.00	66.36	0	0	0	0	1291.32	+61.68	+1091.73
47	248	UBACHS MANS		ALFA ROMEO Giulia Super	2-4	11-2	0.66	58.08	68.40	67.32	100.00	61.78	44.38	71.34	129.36	471.06	293.70	0	0	0	0	1365.42	+74.1	+1165.83
48	249	DELOBE TRICOT		PORSCHE 944	3-9	23-14	0.81	41.63	75.33	96.41	69.07	52.41	48.72	63.13	144.99	423.00	454.71	0	0	0	0	1469.40	+103.98	+1269.81
49	229	DEWALQUE GRIGNARD		TOYOTA MR Mk 1	4-12	12-5	0.86	93.74	77.94	98.20	121.66	71.48	61.44	73.10	74.56	423.58	406.18	0	0	0	0	1501.88	+32.48	+1302.29
50	232	SPIJKER CHIRA		AUSTIN Mini Cooper 1300	2-3	12-2	0.66	116.16	72.96	94.38	267.30	81.18	47.86	78.74	68.34	271.26	230.34	240	0	0	0	1568.52	+66.64	+1368.93
51	251	DAVITE MAHY		OPEL Kadett GT/E	3-9	24-15	0.76	126.92	442.88	153.08	124.92	114.32	49.48	290.00	64.08	230.28	105.00	0	0	0	0	1700.96	+132.44	+1501.37
52	274	PIRENNE MARÉCHAL		VOLVO 142 S	2-5	13-9	0.71	63.19	600.00	600.00	69.74	33.94	35.30	86.31	59.28	95.85	57.67	0	0	0	0	1701.28	+0.32	+1501.69
53	277	VERLAINE VERLAINE		VOLKSWAGEN Golf Gti	4-13	13-7	0.84	74.92	111.88	397.28	150.36	38.92	66.36	159.48	339.08	313.32	81.48	0	0	0	0	1733.08	+31.8	+1533.49
54	266	KAISER KAISER		BMW 2002	2-5	14-10	0.69	75.35	120.98	224.43	251.16	54.50	56.44	115.88	321.54	434.61	292.56	0	0	0	0	1947.45	+214.37	+1747.86
55	258	GEERINCKX COLLIN		BMW 2000 Touring	3-9	25-16	0.72	433.44	109.44	134.44	239.04	57.96	257.04	94.84	232.56	342.72	240.48	0	0	0	0	2141.96	+194.51	+1942.37
56	234	VAN RIJCKEVORSEL GRANDRY		VOLVO 122 2 portes	2-5	15-11	0.65	133.25	83.25	40.40	72.80	76.70	42.45	60.45	500.00	600.00	600.00	0	0	0	0	2209.30	+67.34	+2009.71
57	227	KELLER KELLER		VOLKSWAGEN Golf GTI	3-8	26-6	0.79	50.60	45.45	61.87	600.00	600.00	600.00	52.93	33.70	162.74	90.85	0	0	0	0	2298.14	+88.84	+2098.55



Classic 65






PROVISIONAL Overall Classification After SATURDAY

Pos	#	Crew	Nat	Car	G-C	Pos	Coef	RT01	RT02	RT03	RT04	RT05	RT06	RT07	RT08	RT09	RT10	TC	SC	CP	Pen	Total	Prev.	1st
58	240	GODFRIND GODFRIND		BMW 323 i	4-13	14-8	0.83	312.47	600.00	600.00	73.04	23.28	26.09	51.46	42.22	69.06	87.15	420	0	0	0	2304.77	+6.63	+2105.18
59	285	DESSY DESSY		AUSTIN 1.300	3-7	27-1	0.72	342.72	357.64	151.48	214.56	81.76	86.48	340.80	326.16	354.96	293.76	0	0	0	0	2550.32	+245.55	+2350.73
60	267	LEGRAND LA TARTARA		PEUGEOT 205 Rallye	5-15	4-1	0.88	146.96	284.96	93.36	400.40	92.76	111.36	241.56	444.40	500.00	338.80	0	0	0	0	2654.56	+104.24	+2454.97
61	284	MARCHAND SOREIL		BMW 320 i	4-13	15-9	0.83	156.87	325.28	161.02	136.12	93.92	172.32	244.14	500.00	500.00	403.27	0	0	0	0	2692.94	+38.38	+2493.35
62	282	DEMEYERE DEMEYERE		OPEL Ascona A 1900	2-5	16-12	0.71	85.65	499.68	427.14	78.69	393.71	110.01	319.94	372.04	275.48	144.84	0	0	0	0	2707.18	+14.24	+2507.59
63	271	SIMONS LEBRUN		BMW 325 i	4-13	16-10	0.86	105.42	364.46	393.06	73.20	272.58	80.96	459.18	500.00	169.42	320.00	0	0	0	0	2738.28	+31.1	+2538.69
64	256	LANGEN CORNIPS		VOLVO 142	2-5	17-13	0.71	61.94	483.10	76.84	131.21	333.42	240.55	500.00	256.31	302.46	138.45	240	0	0	0	2764.28	+26	+2564.69
65	222	LUYTEN LUYTEN		AUDI Coupé 2.2 l	4-13	17-11	0.82	352.60	437.02	141.86	369.00	77.94	104.96	357.30	218.94	431.74	277.16	0	0	0	0	2768.52	+4.24	+2568.93
66	272	LAMBRECK VERCRUYSSÉ		OPEL Kadett GT/E	3-9	28-17	0.76	392.76	162.64	390.16	98.04	153.56	120.08	247.56	575.12	324.52	250.04	60	0	0	0	2774.48	+5.96	+2574.89
67	259	RAMSEIER RAMSEIER		BMW 323 i	4-13	18-12	0.83	257.49	325.96	158.53	404.00	325.83	235.57	375.96	347.77	283.03	195.05	0	0	0	0	2909.19	+134.71	+2709.6
68	273	DE BACKER VAN DEN BERGH		BMW 1602	2-4	18-3	0.66	244.20	500.00	146.24	328.00	388.66	170.44	457.94	454.74	51.16	83.28	120	0	0	0	2944.66	+35.47	+2745.07
69	281	DE NEEF DE PAUW		BMW 320 i	4-13	19-13	0.83	371.84	237.41	193.39	385.95	79.76	228.25	273.65	500.00	446.54	317.06	0	0	0	0	3033.85	+89.19	+2834.26
70	250	GILKINET GILLET		OPEL Ascona A 1600	2-5	19-14	0.71	80.94	432.81	217.97	500.00	81.84	302.04	94.46	500.00	473.59	354.29	0	0	0	0	3037.94	+4.09	+2838.35
71	245	FRASELLE STECKER		BMW 320/6	3-9	29-18	0.78	66.34	436.36	423.86	422.76	67.72	82.32	344.14	426.36	430.38	500.00	0	0	0	0	3200.24	+162.3	+3000.65
72	246	SCHAUER KEPPENS		OPEL Ascona A 1900	2-5	20-15	0.71	338.79	49.86	1400.00	56.12	66.32	27.56	70.45	44.31	600.00	600.00	0	0	0	0	3253.41	+53.17	+3053.82
73	263	MOINET MOINET		BMW 528 i	3-10	30-5	0.80	187.80	412.40	468.00	183.20	299.60	202.20	450.00	53.20	496.80	152.00	360	0	0	0	3265.20	+11.79	+3065.61
74	279	BALAND MARCHAL		BMW 325 i	4-13	20-14	0.86	227.58	478.46	287.24	435.16	124.20	268.74	224.80	500.00	500.00	316.48	0	0	0	0	3362.66	+97.46	+3163.07
75	252	RAMAKERS RAMAKERS		OPEL Manta B – GTE	3-9	31-19	0.78	367.38	254.34	251.16	500.00	110.76	150.54	479.02	429.78	328.38	262.08	240	0	0	0	3373.44	+10.78	+3173.85
76	255	DINON DE LOVINOSSE		PORSCHE 944	4-13	21-15	0.86	220.72	358.46	165.12	436.88	240.34	355.44	207.82	500.00	500.00	394.14	0	0	0	0	3378.92	+5.48	+3179.33



Classic 65

PROVISIONAL Overall Classification After SATURDAY

Pos	#	Crew	Nat	Car	G-C	Pos	Coef	RT01	RT02	RT03	RT04	RT05	RT06	RT07	RT08	RT09	RT10	TC	SC	CP	Pen	Total	Prev.	1st
77	275	SINNAEVE RAMAUT		BMW 325 i	4-13	22-16	0.86	378.40	104.92	500.00	458.38	215.00	314.76	173.72	500.00	500.00	493.50	0	0	0	0	3638.68	+259.76	+3439.09
78	265	MAGERMANS KOLVOORT		CITROËN 2 CV type AZ	2-3	21-3	0.66	435.54	145.96	500.00	500.00	269.94	473.16	139.68	500.00	500.00	463.08	0	0	0	0	3927.36	+288.68	+3727.77
79	269	SOMMEN WILLEMSE		FORD Escort RS 2000 Mk II	3-9	32-20	0.78	242.58	399.58	600.00	600.00	600.00	98.04	385.92	434.46	325.98	167.70	120	0	0	0	3974.26	+46.9	+3774.67
80	276	BAUVIR DEGROS		BMW 323 i	4-13	23-17	0.82	261.58	122.02	137.10	500.00	69.94	62.28	268.34	500.00	500.00	500.00	1200	0	0	0	4121.26	+147	+3921.67
81	286	DUPLAT DUPLAT		VOLKSWAGEN 1.300	2-3	22-4	0.66	258.06	246.78	366.52	247.50	89.44	221.14	180.26	331.98	500.00	497.34	2100	0	0	0	5039.02	+917.76	+4839.43

KOHL